Tungaloy
Member IMC Group

Tungaloy Report No. 410-US

TOOLLINE Total tooling system

TUNGCAP

New Line of Extension and Reduction Adapters

Quick change polygon tool clamping system !

This tooling system can accelerate productivity providing optimal tool holding solutions for a diverse range of machines !

Features

High rigidity

The TungCap clamping mechanism is extremely rigid and resists bending forces

Excellent accuracy

- The taper and face contact ensure high repeatability of the edge position
- The polygonal clamping design creates a self centering effect to improve accuracy

TUNGCAP Quick change system

(Interchangeable with PSC standard)

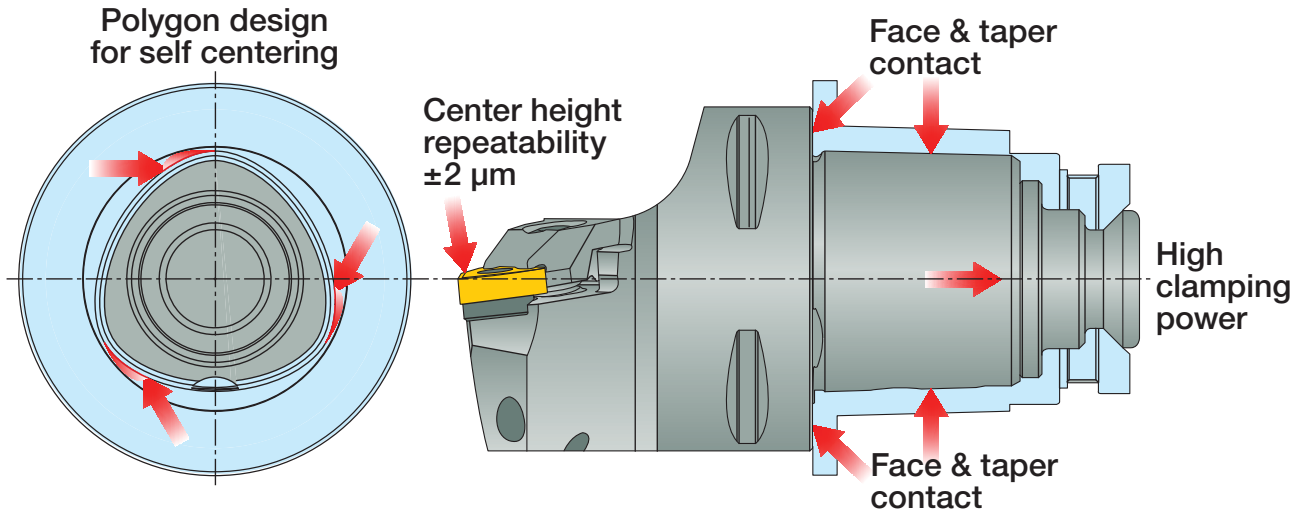

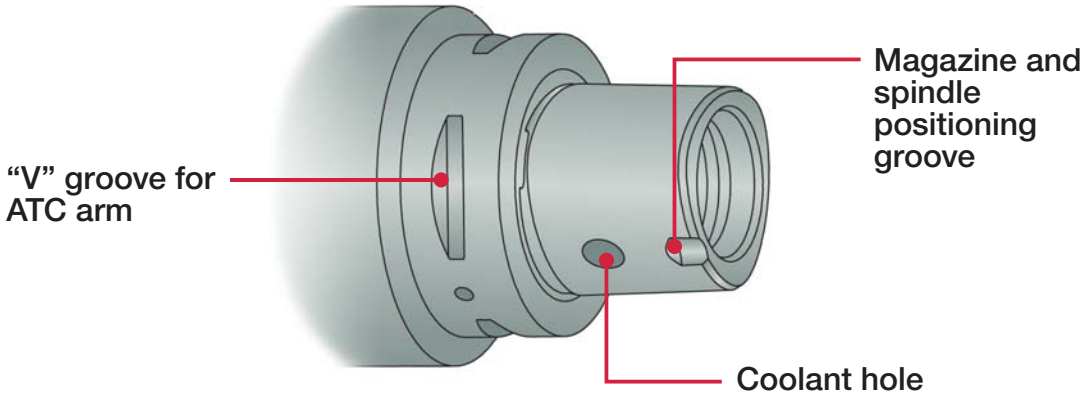

Easy tool management

Suitable for a variety of applications

- TungCap can be used as modular tools for a wide range of machining
- Adapters with HSK and BT with dual contact interfaces are available

Ideal tooling can be applied

- Optimum overhang length can be set with extension or reduction arbors

Short tool exchanging time

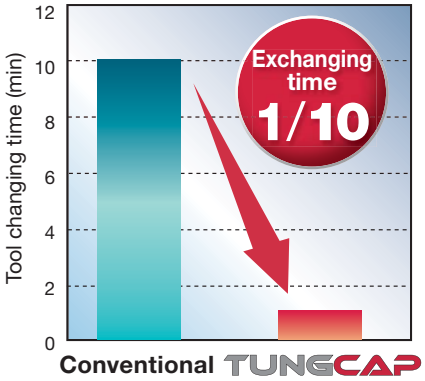



- No need to index the insert on the machine
- ±2 μm! Highly accurate repeatability!
  No test cutting required by setting-up and measuring outside of machine

Drastically reduces machine downtime

High productivity on flexible machine tools

Slant type toolholders for external turning

- Avoids interference between work piece and toolholder with short overhang
- Reduces spindle load and chattering

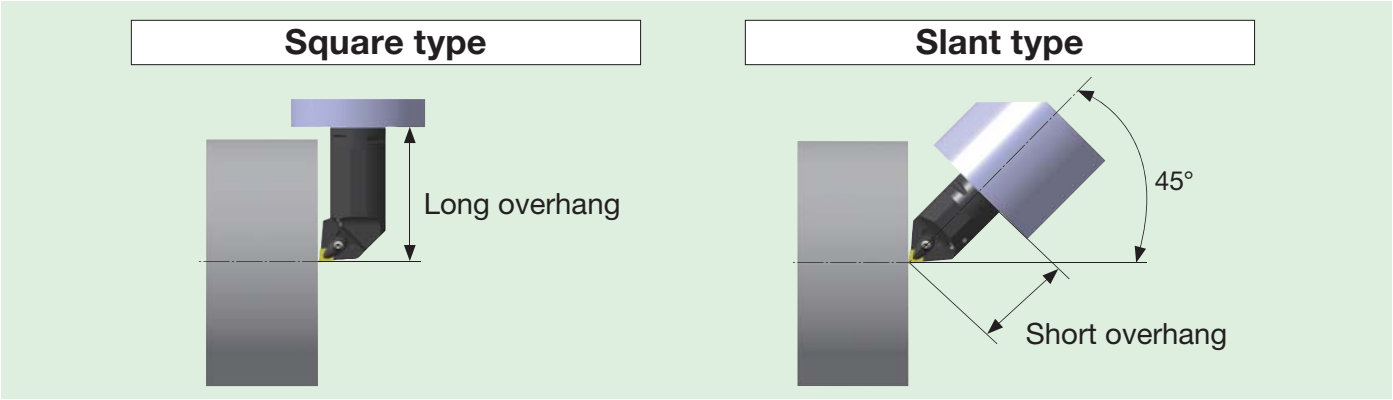

TOOLLINE Holders for milling & drilling

Interface of machine

PSC | BT | HSK-A

Adapters for BT shank with dual contact — New

BT-FC
P22

Adapters for HSK shank — New

HSK-A-C/-T
P23

TUNGREC

C-EPS
Available in 2014 spring

ROUGHINGMILL

C-ELS
Available in 2014 spring

DOFEEDMINI

C-EXN
Available in 2014 spring

TUNGDRILLTWISTED

C-TDX
Available in 2014 spring

Extension — New

C-EX
P24

Reduction — New

C-RE
P24

Power chuck holders

TUNGMAX
C-MAXIN
P19

+

Side lock holders for endmill

C-EM
P15

+

Side lock holders for drill

C-EM-E
P16

+

ER collet chuck holders

C-ER
P17

+

Center alignment holders

TUNGFINE
ADJ-C
P19

+

Thermal shrinking holders

TUNGSHRINK
C-SRKIN
P20

+

Shell mill holders

C-SEM
P18

+

Slot milling holders — New

C-SCA
P21

+

Indexable modular system

TUNGFIX
C-ODP
P21

+

Tool clamp fixture for TungCap shank

TURNLINE Toolholders for turning

Interface of machine

PSC | BT | HSK-T

Adapters for BT shank with dual contact — New

BT-FC-T — P23

Adapters for HSK shank — New

HSK-A-C-T — P23

Clamping unit (special)

Extension — New

C-EX — P24

Reduction — New

C-RE — P24

Toolholders with PSC shank

TURNINGA

C-ACLNR — P6

C-ADJNR — P7

C-ACLNN — P6

C-ADNNN — P7

C-PCLNR — P6

C-PDJNR — P7

C-SVVCN — P8

C-SVJCR — P8

Grooving tool

TUNGCUT

C-CHFVR — P9

C-CHSR — P10

C-TBK — P14

Adapters for external turning

C-ADER — P12

C-ASHR — P12

C-ADES — P12

Adapters for boring bars

C-ADI — P14

C-ABB — P13

Threading

TUNGTHREAD

C-CER — P9

Toolholders

C-ACLNR/L External Turning — A type (Negative rake, Double clamping system)

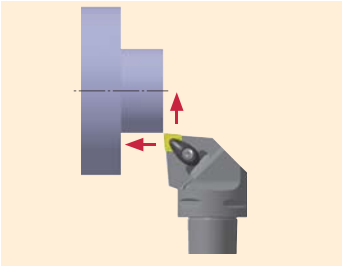

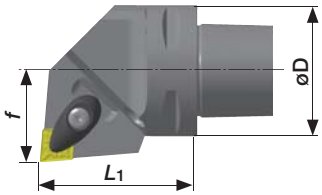

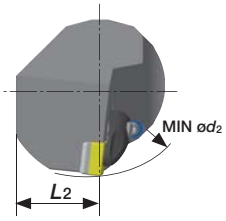

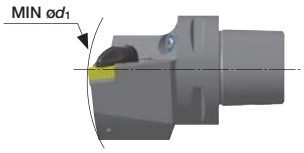

Right hand (R) shown

Cat. No.	Stock R	Stock L	Dimensions (mm) øD	L_1	L_2	f	ød1	ød2	Std. Corner radius r_ε	Applicable inserts	Shim	Spring pin	Shim screw	Clamp	Clamping screw	Spring	Wrench	Coolant nozzle
C4ACLNR/L27050-12N (2)	○	○	40	50	25	27	140	110	0.8	CN** 1204**	ASC 422	SP-2.5	CSTB-3.5	ACP 4S	ACS-5W	BP-7	T15F	SATZ-M10X1-M5
C5ACLNR/L35060-12N (2)	●	●	50	60	32	35	165	110										
C6ACLNR/L45065-12N (2)	●	●	63	65	41	45	190	125										
C6ACLNR/L45135-12N (2)	●	●	63	135	41	45	190	125										
C6ACLNR/L45065-16N (2)	●	●	63	65	41	45	190	125										

(1) Capable for normal pressure coolant (2) Capable for 7Mpa coolant pressure

C-PCLNR/L External Turning — P type (Negative rake, Lever-lock system)

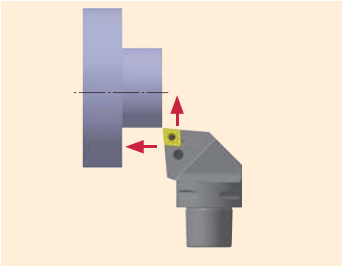



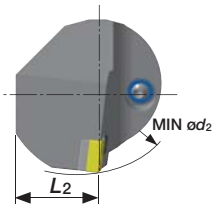

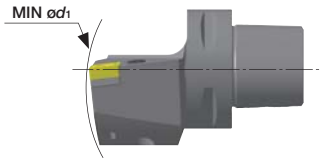

Right hand (R) shown

Cat. No.	Stock R	Stock L	Dimensions (mm) øD	L_1	L_2	f	ød1	ød2	Std. Corner radius r_ε	Applicable inserts	Shim	Spring pin	Lever	Clamping screw	Wrench	Coolant nozzle
C5PCLNR/L35060-12N (2)	●	●	50	60	32	35	165	110	0.8	CN** 1204**	LSC42	LSP4	LCL4	LCS4	P-3	SATZ-M8X1-M3
C6PCLNR/L45065-12N (2)	●	●	63	65	41	45	190	125								

(1) Capable for normal pressure coolant (2) Capable for 7Mpa coolant pressure

C-ACLNN External Turning — A type (Negative rake, Double clamping system)

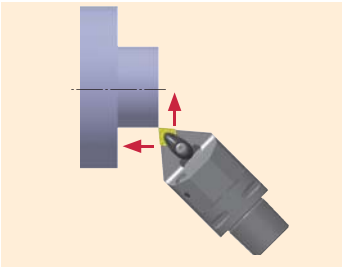

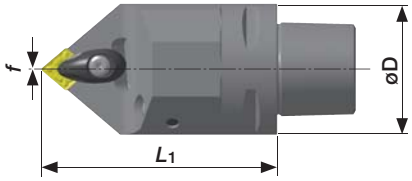

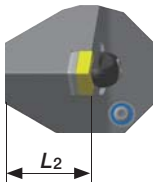

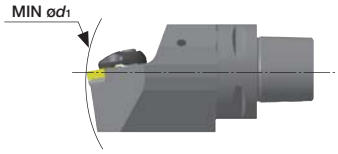

Cat. No.	Stock	Dimensions (mm) øD	L_1	L_2	f	ød1	ød2	Std. Corner radius r_ε	Applicable inserts	Shim	Spring pin	Shim screw	Clamp	Clamping screw	Spring	Wrench	Coolant nozzle
C5ACLNN00090-12N (2)	●	50	90	32	0	165	-	0.8	CN** 1204**	ASC 422	SP-2.5	CSTB-3.5	ACP 4S	ACS-5W	BP-7	T15F	SATZ-M8X1-M3
C5ACLNN00125-12N (2)	●	50	125	32	0	165	-										
C6ACLNN00100-12N (2)	●	63	100	37.5	0	190	-										
C6ACLNN00140-12N (2)	●	63	140	37.5	0	190	-										

(1) Capable for normal pressure coolant (2) Capable for 7Mpa coolant pressure

● : Stocked items
○ : Stocked in Japan

C-PDJNR/L External Turning — A type (Negative rake, Double clamping system)

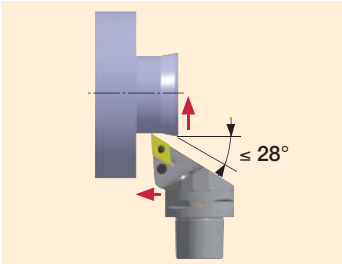



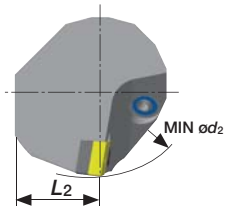

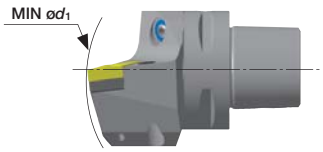

Right hand (R) shown

Cat. No.	Stock R	Stock L	Dimensions (mm) øD	L_1	L_2	f	ød1	ød2	Std. Corner radius r_ε	Applicable inserts	Shim	Spring pin	Lever	Clamping screw	Wrench	Coolant nozzle
C5PDJNR/L35060-15N (2)	●	●	50	60	32	35	165	110	0.8	DN**1504** (DN**1506**)	ASD423(04) (ASD432(06))	LSP4(04) (LSP4S(06))	LCL4	SSHM 4-4	P-3	SATZ-M10X1-M5
C6PDJNR/L45065-15N (2)	●	●	63	65	41	45	195	95								

(1) Capable for normal pressure coolant (2) Capable for 7Mpa coolant pressure

C-ADJNR/L External Turning — A type (Negative rake, Double clamping system)

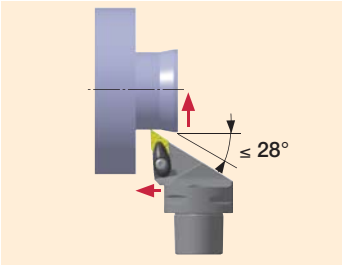

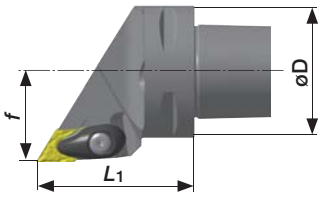

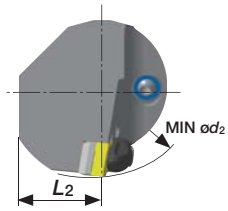

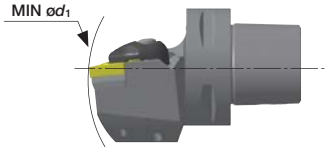

Right hand (R) shown

Cat. No.	Stock R	Stock L	Dimensions (mm) øD	L_1	L_2	f	ød1	ød2	Std. Corner r_ε	Applicable inserts	Shim	Spring pin	Shim screw	Clamp	Clamping screw	Spring	Wrench	Coolant nozzle
C4ADJNR/L27050-15N (2)	○	○	40	50	25	27	145	110	0.8	DN**1504** (DN**1506**)	ASD423(04) (ASD432(06))	SP -2.5	CSTB -3.5	ACP 4S	ACS -5W	BP-7	T15F	SATZ-M10X1-M5
C5ADJNR/L35060-15N (2)	●	●	50	60	32	35	165	110										
C6ADJNR/L45065-15N (2)	●	●	63	65	41	45	190	110										
C6ADJNR/L45135-15N (2)	●	●	63	135	41	45	190	110										

(1) Capable for normal pressure coolant (2) Capable for 7Mpa coolant pressure

C-ADNNN External Turning — A type (Negative rake, Double clamping system)

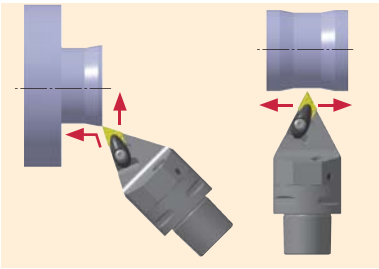

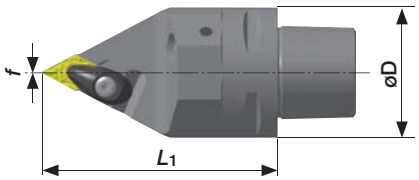

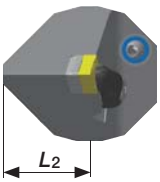

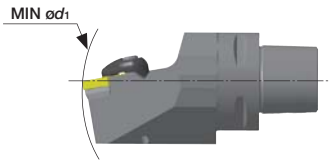

Cat. No.	Stock	Dimensions (mm) øD	L_1	L_2	f	ød1	ød2	Std. Corner r_ε	Applicable inserts	Shim	Spring pin	Shim screw	Clamp	Clamping screw	Spring	Wrench	Coolant nozzle
C5ADNNN00090-15N (2)	●	50	90	32	0	165	-	0.8	DN**1504** (DN**1506**)	ASD423(06) (ASD432(04))	SP -2.5	CSTB -3.5	ACP 4S	ACS -5W	BP -7	T15F	SATZ-M10X1-M5
C5ADNNN00125-15N (2)	●	50	125	32	0	165	-										
C6ADNNN00100-15N (2)	●	63	100	37.5	0	190	-										
C6ADNNN00140-15N (2)	●	63	140	37.5	0	190	-										

(1) Capable for normal pressure coolant (2) Capable for 7Mpa coolant pressure

● : Stocked items
○ : Stocked in Japan

C-SVJCR/L External Turning S type (Positive rake, Screw on clamping system)

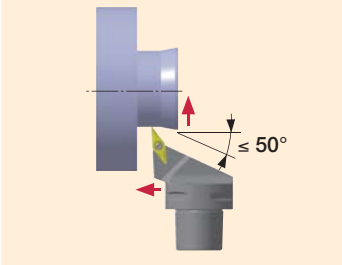

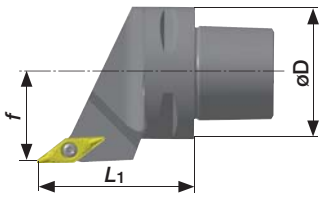

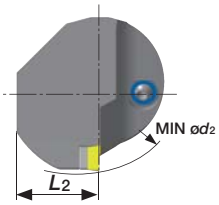

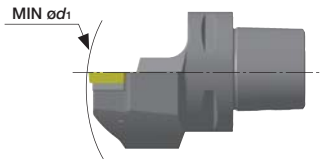

Right hand (R) shown

Cat. No.	Stock		Dimensions (mm)						Std. Corner	Applicable inserts	Shim	Shim screw	Clamping screw	Wrench	Wrench	Coolant nozzle
	R	L	øD	L_1	L_2	f	ød_1	ød_2	r_ε							
C4SVJCR/L27050-16N (2)	○	○	40	50	25	27	140	155	0.8	VC**1604**	SSV 32	DTS5 -3.5	CSTB -3.5L	T-15F	P-3.5	SATZ-M10X1 -M5
C5SVJCR/L35060-16N (2)	●	●	50	60	32	35	170	160								
C6SVJCR/L45065-16N (2)	●	●	63	65	41	45	170	190								

(1) Capable for normal pressure coolant (2) Capable for 7Mpa coolant pressure

C-SVVCN External Turning S type (Positive rake, Screw on clamping system)

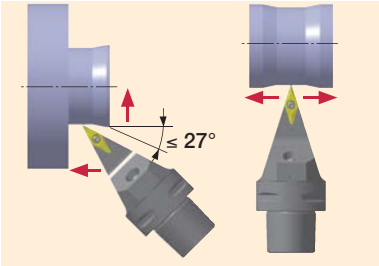

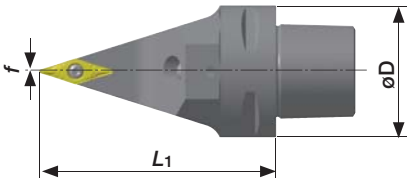

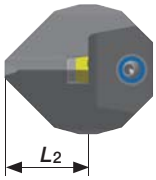

Cat. No.	Stock	Dimensions (mm)				Std. Corner	Applicable inserts	Shim	Shim screw	Clamping screw	Wrench	Wrench	Coolant nozzle
		øD	L_1	L_2	f	r_ε							
C5SVVCN00090-16N (2)	●	50	90	32	0	0.8	VC**1604**	SSV32	DTS5-3.5	CSTB-3.5L	T-15F	P-3.5	SATZ-M10X1 -M5
C5SVVCN00125-16N (2)	●	50	125	32	0								
C6SVVCN00100-16N (2)	●	63	100	37.5	0								
C6SVVCN00140-16N (2)	●	63	140	37.5	0								

(1) Capable for normal pressure coolant (2) Capable for 7Mpa coolant pressure

● : Stocked items
○ : Stocked in Japan

C-CER/L External threading — Dual method type

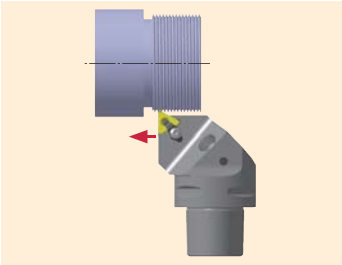

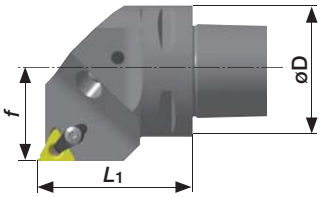

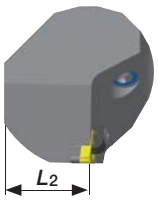

Right hand (R) shown

Cat. No.	Stock R	Stock L	Dimensions (mm) øD	L_1	L_2	f	Std. Corner r_ε	Applicable inserts	Shim	Shim screw	Clamping screw	Clamp set	Wrench	Wrench	Coolant nozzle
C4CER/L27050-16ERN (2)	○	○	40	50	25	27	0.8	16ER/L	A16-1DT	DTS5-3.5	CSTB-3.5ST	CSP16	T-15F	P-3.5	SATZ-M10X1-M5
C5CER/L35060-16ERN (2)	●	●	50	60	32	35									
C6CER/L45065-16ERN (2)	●	●	63	65	41	45									

(1) Capable for normal pressure coolant (2) Capable for 7Mpa coolant pressure

C-CHFVR/L Grooving — Horizontal type

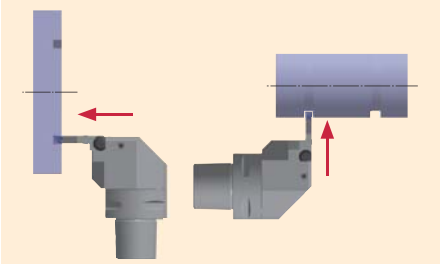

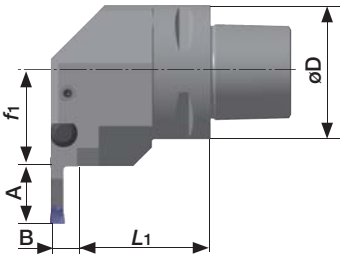

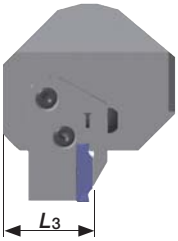

Right hand (R) shown

Cat. No.	Stock R	Stock L	Dimensions (mm) øD	L_1	*A	L_3	f_1	*B	Applicable inserts	Blade	Clamping screw	Wrench	Coolant nozzle
C4CHFVR/L27050N (2)	○	○	40	42.5	Page 10	36	27	Page 10	DTF, DTE, DTX DTR, DGS, DGM	CAER/L CAFR/L	CSHB-6-A	P-4	SATZ-M10X1-M5
C5CHFVR/L35060N (2)	●	●	50	49.5		36	35						
C6CHFVR/L45065N (2)	●	●	63	54.5		41	45						

(1) Capable for normal pressure coolant (2) Capable for 7Mpa coolant pressure

Combination of blade and toolholder

Toolholders	Blades CAER□□□	CAEL□□□	CAFR□□□	CAFL□□□
CHFVR***		●	●	
CHFVL***	●			●

● : Stocked items
○ : Stocked in Japan

C-CHSR/L Grooving

Vertical type

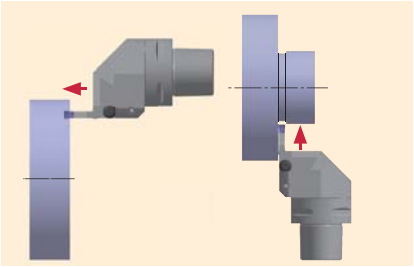

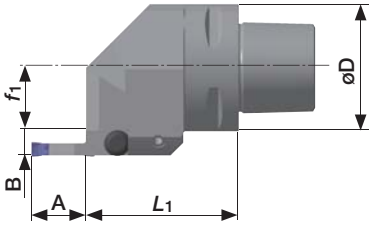

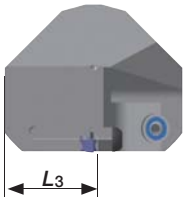

Right hand (R) shown

Cat. No.	Stock		Dimensions (mm)						Applicable inserts	Blade	Clamping screw	Wrench	Coolant nozzle
	R	L	øD	L_1	A	L_3	f_1	B					
C4CHSR/L27050N (2)	○	○	40	50	Table 1	36	16.5	Table 1	DGS/SGS, DGM/SGM, DTX, DTE, DTR	CAER/L CAFR/L	CSHB-6-A	P-4	SATZ-M10X1-M5
C5CHSR/L35060N (2)	●	●	50	60		36	24.5						
C6CHSR/L45065N (2)	●	●	63	65		41	34.5						

(1) Capable for normal pressure coolant (2) Capable for 7Mpa coolant pressure

Combination of blade and toolholder

Toolholders	Blades			
	CAER□□□	CAEL□□□	CAFR□□□	CAFL□□□
CHSR***	●			●
CHSL***		●	●	

Table. 1: Offset dimensions for blade

	Blades	A	B
For external grooving	CAER/L-3T16	16	10.4
	CAER/L-4T16	16	10.5
	CAER/L-5T20	20	10.5
	CAER/L-6T20	20	10.5
For face grooving	CAFR/L-3T12-*	12	10.4
	CAFR/L-4T16-*	16	10.5
	CAFR/L-5T20-*	20	10.5
	CAFR/L-6T20-*	25	10.5

Insert application

Insert	Application				
	Grooving		Parting off	Turning	
	External	Face		External	Face
	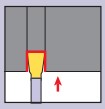		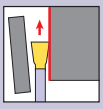	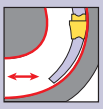	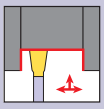
DGM / SGM	●	●	●		
DGS / SGS	●	●	●		
DTE	●	●		●	●
DGE	●				
DTX	●	●	●	●	●
DTI					
DTF		●			●
DTR	●			●	
DTIU	● Undercutting				
DTA				● Al wheel machining	

● : Stocked items
○ : Stocked in Japan

Blades (For general purpose)

TUNGCUT

CAE R/L External grooving and turning

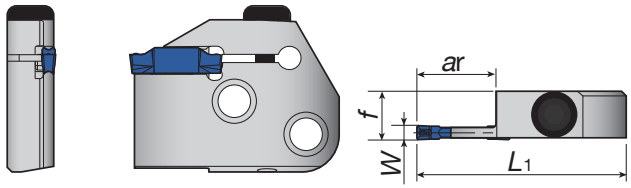

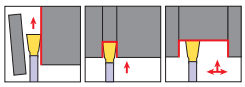

Right hand (R) shown

Insert seat size	Cat. No.	Stock R	Stock L	*Max. groove depth ar (mm)	Dimensions (mm) L_1	Dimensions (mm) f	Dimensions (mm) W	Inserts	Shank	Parts: Clamping screw	Parts: Wrench
3	CAER/L-3T16	●	●	16	45	10.4	3	DGS / SGS DGM / SGM DTX DTE DTR	CHFVR/L CHSR/L	BHM6-20-A	P-4
4	CAER/L-4T16	●	●	16	45	10.5	4				
5	CAER/L-5T20	●	●	20	49	10.5	5				
6	CAER/L-6T20	●	●	20	49	10.5	6				

CAF R/L Face grooving and turning

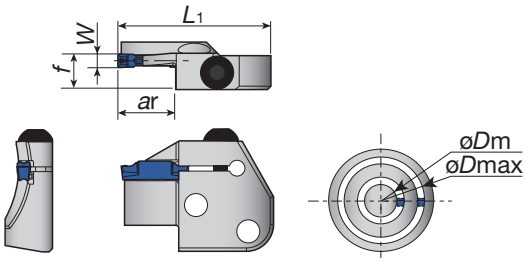

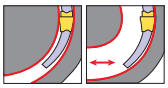

Right hand (R) shown

Insert seat size	Cat. No.	Stock R	Stock L	Min. dia. øDm (mm)	Max. dia. øDm (mm)	Max. groove depth ar (mm)	Dimensions (mm) L_1	Dimensions (mm) f(2)	Dimensions (mm) W	Inserts(3)	Shank	Parts: Clamping screw	Parts: Wrench
3	CAFR/L-3T12-040055	●	●	40	55	12	45	10.4	3	DTF	CHFVR/L CHSR/L	BHM6-20-A	P-4
	CAFR/L-3T12-055075	●	●	55	75	12	45	10.4	3	DTF DTE DTX DGS DGM			
	CAFR/L-3T12-075100	●	●	75	100	12	45	10.4	3				
	CAFR/L-3T12-100140	●	●	100	140	12	45	10.4	3				
	CAFR/L-3T12-140200	●	●	140	200	12	45	10.4	3				
4	CAFR/L-4T16-050070	●	●	50	70	16	45	10.5	4			BHM6-20-A	P-4
	CAFR/L-4T16-070100	●	●	70	100	16	45	10.5	4				
	CAFR/L-4T16-100150	●	●	100	150	16	45	10.5	4				
	CAFR/L-4T16-150250	●	●	150	250	16	45	10.5	4				
5	CAFR/L-5T20-055080	●	●	55	80	20	49	10.5	5			BHM6-20-A	P-4
	CAFR/L-5T20-080120	●	●	80	120	20	49	10.5	5				
	CAFR/L-5T20-120180	●	●	120	180	20	49	10.5	5				
	CAFR/L-5T20-180300	●	●	180	300	20	49	10.5	5				
	CAFR/L-5T20-300000	●	●	300	∞	20	49	10.5	5				
6	CAFR/L-6T25-060090	●	●	60	90	25(1)	55	10.5	6			BHM6-20-A	P-4
	CAFR/L-6T25-090150	●	●	90	150	25(1)	55	10.5	6				
	CAFR/L-6T25-150250	●	●	150	250	25(1)	55	10.5	6				
	CAFR/L-6T25-250400	●	●	250	400	25(1)	55	10.5	6				

(1) When depth is deeper than insert length, 1 corner type is recommended.
(2) "*f*" value in the above table is calculated with groove width "*W*" shown in the table.

Caution

In DTF and DTX insert types, seat size "6" inserts are not available. When 6 size insert is required, the DTE, DGM or DGS type is recommended.

(3) Min. diameter ø*D*m of DTE, DGS and DGM insert

Inserts	ø*D*m (mm)	Note
DTE 3 / DGS 3 / DGM 3	ø44	When diameter is smaller than ø*D*m, DTF or DTX type insert is recommended.
DTE 4 / DGS 4 / DGM 4	ø42	
DTE 5 / DGS 5 / DGM 5	ø50	
DTE 6 / DGS 6 / DGM 6	ø48	

● : Stocked items
○ : Stocked in Japan

C-ADER/L Adapters for square shank toolholders

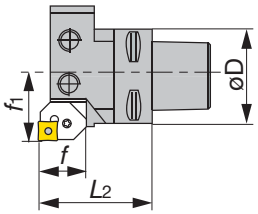

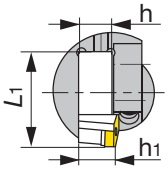

Cat. No.	Stock		Dimensions (mm)							Clamp screw
	R	L	øD	f_1	L_2	f	h_1	h	L_1	
C4ADE-20R/L	○	○	40	35	54	25	20	20	67	SRM10X20DIN912
C5ADE-20R/L	●	●	50	35	60	20	20	20	67	SRM10X16

Toolholders may be used after shortening shank length

C-ASHR/L Adapters for square shank toolholders

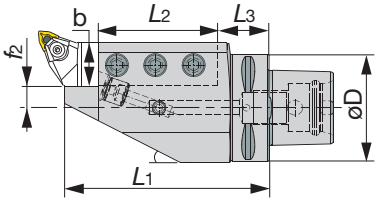

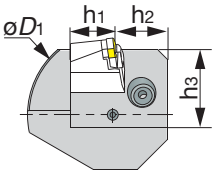

Cat. No.	Stock		Dimensions (in)										Clamp screw
	R	L	øD	L_1	L_2	L_3	f_2	h_1	b	h_2	h_3	$øD_1$	
C6ASHR/L3/4X1	●	●	2.5	3.937	2.5	1.044	0.4	0.750	0.8	1	1.181	3.543	SRM10X25DIN915
C6ASHR/L1X1	●	●	2.5	4.724	2.8	1.181	0.5	1	1	1	1.496	3.937	SRM12X30DIN915

Toolholders may be used after shortening shank length

Cat. No.	Stock		Dimensions (mm)										Clamp screw
	R	L	øD	L_1	L_2	L_3	f_2	h_1	b	h_2	h_3	$øD_1$	
C5ASHR/L201	●	●	50	98	63.5	24.5	10	20	20	33	30	90	SRM10X25DIN91545H
C6ASHR/L251	●	●	63	120	70	30	13	25	25	32	38	100	SRM12X30DIN91545H
C8ASHR/L32-1	○	○	80	140	95	35	8	32	32	32	40	110	

Toolholders may be used after shortening shank length

C-ADES Adapters for square shank toolholders

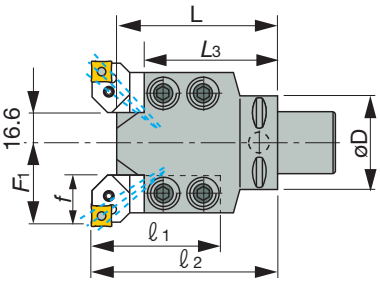

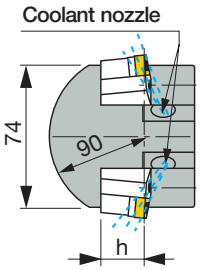

Cat. No.	Stock	Dimensions (mm)							
		øD	F_1	ℓ_2	L	L_3	h	f	ℓ_1
C4ADES-20	○	40	41.6	98	85	71	20	25	67
C5ADES-20	●	50	41.6	98	85	71	20	25	67

● : Stocked items
○ : Stocked in Japan

C-ABB Adapters for boring bars with sleeves

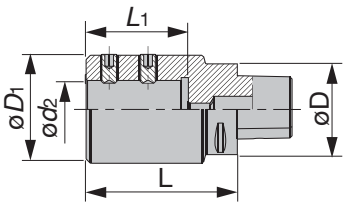

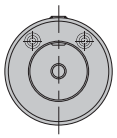

Cat. No.	Stock	Dimensions (in)					Clamp screw	
		øD	ød2	øD1	L	L1	Used on A-type sleeves	Used on B-type sleeves
C6ABB1X2.36	●	2.48	1	2.48	3.937	2.362	SCREW1/2-20X.500EM	HSSS3/8-24X0.250CUP.P
C6ABB11/2X2.75	●	2.48	1.5	2.953	4.134	2.756	SCREW1/2-20X.500EM	HSSS1/2-20X1.251/2DOGP

Cat. No.	Stock	Dimensions (mm)					Clamp screw	
		øD	ød2	øD1	L	L1	Used on A-type sleeves	Used on B-type sleeves
C5ABB-25-60	○	50	25	63	100	60	SRM10X20DIN915	SRM10X12DIN1835-B
C6ABB-25-60	○	63	25	63	100	60		
C6ABB-40-70	○	63	40	75	105	71	SRM12X20DIN915	SRM12X16DIN1835-B
C8ABB25-60	○	80	25	63	100	60	SRM10X20DIN915	SRM10X12DIN1835-B
C8ABB40-72	○	80	40	75	105	71	SRM12X20DIN915	SRM12X16DIN1835-B

SC Sleeves for C-ABB adapters

Fig. A

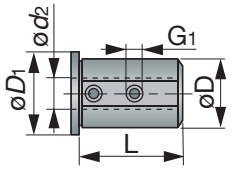

Fig. B

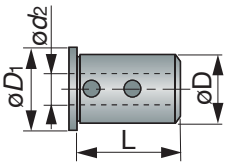

Cat. No.	Stock	Dimensions (in)					
		øD	ød2	øD1	L	G1	Fig.
SC1-1/2T.250A	●	1.5	0.25	1.811	2.283	M6	A
SC1-1/2T.312A	●	1.5	0.312	1.811	2.283	M6	A
SC1-1/2T.375A	●	1.5	0.375	1.811	2.283	M8	A
SC1-1/2T.500A	●	1.5	0.5	1.811	2.283	M9	A

Cat. No.	Stock	Dimensions (in)					
		øD	ød2	øD1	L	G1	Fig.
SC1-1/2T.625B	●	1.5	0.625	1.811	2.283	-	B
SC1-1/2T.750B	●	1.5	0.75	1.811	2.283	-	B
SC1-1/2T1.000B	●	1.5	1	1.811	2.283	-	B
SC1-1/2T1.250B	●	1.5	1.25	1.811	2.283	-	B

Cat. No.	Stock	Dimensions (mm)					
		øD	ød2	øD1	L	G1	Fig.
SC25T6A	○	25	6	31	56	M6	A
SC25T8A	○	25	8	31	56	M8	A
SC25T10A	○	25	10	31	56	M8	A
SC25T12A	○	25	12	31	56	M8	A
SC25T16B	○	25	16	31	56	-	B
SC25T20B	○	25	20	31	56	-	B
SC40T6A	○	40	6	46	58	M6	A

Cat. No.	Stock	Dimensions (mm)					
		øD	ød2	øD1	L	G1	Fig.
SC40T8A	○	40	8	46	58	M6	A
SC40T10A	○	40	10	46	58	M8	A
SC40T12A	○	40	12	46	58	M8	A
SC40T16B	○	40	16	46	58	-	B
SC40T20B	○	40	20	46	58	-	B
SC40T25B	○	40	25	46	58	-	B
SC40T32B	○	40	32	46	58	-	B

● : Stocked items
○ : Stocked in Japan

C-ADI Adapters for boring bars

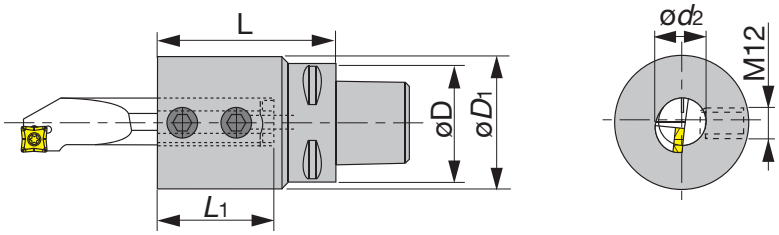

Cat. No.	Stock	Dimensions (mm)					
		øD	L	L1	ød2	øD1	G1
C4ADI10	○	40	50	20	10	36	M6
C4ADI12	○	40	50	24	12	36	M8
C4ADI16	○	40	50	32	16	36	M8
C4ADI20	○	40	70	49	20	55	M12
C4ADI25	○	40	70	45	25	54	M12
C5ADI10	○	50	60	26	10	36	M6
C5ADI12	○	50	60	26	12	36	M8
C5ADI16	○	50	60	32	16	36	M8
C5ADI20	○	50	75	49	20	55	M12
C5ADI25	○	50	85	60	25	60	M12
C5ADI32	○	50	100	76	32	68	M12
C6ADI12	○	60	65	36	12	36	M8
C6ADI16	○	60	65	36	16	36	M8

Cat. No.	Stock	Dimensions (mm)					
		øD	L	L1	ød2	øD1	G1
C6ADI20	○	60	65	40	20	36	M10
C6ADI25	○	60	76	51	25	54	M12
C6ADI32	○	60	100	76	32	68	M12
C6ADI40	○	60	100	76	40	98	M12
C6ADI50	○	60	115	76	50	98	M12
C8ADI12	○	80	70	36	12	36	M8
C8ADI16	○	80	70	36	16	36	M8
C8ADI20	○	80	70	40	20	36	M10
C8ADI25	○	80	80	51	25	54	M12
C8ADI32	○	80	110	86	32	68	M12
C8ADI40	○	80	115	86	40	98	M12
C8ADI50	○	80	115	86	50	98	M12

C-TBK-R/L Adapters for parting and grooving blades

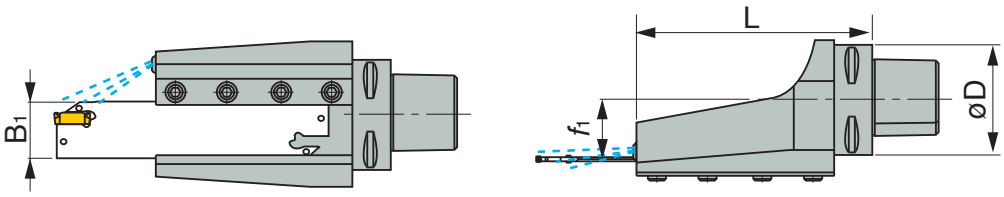

Cat. No.	Stock	Dimensions (mm)			
		øD	f1	L	B1
C6TBK-32L	●	63	32.0	138	32
C6TBK-32R	●	63	32.0	138	32

● : Stocked items
○ : Stocked in Japan

C-EM Weldon endmill holders (DIN1835 Form B)

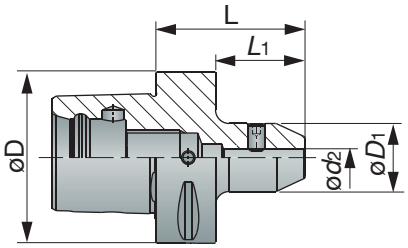

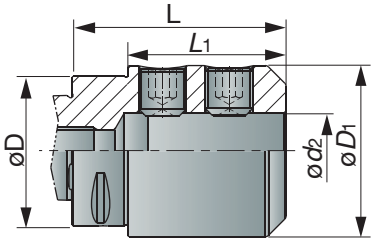

$\varnothing d_2 \geq 25$

Cat. No.	Stock	Dimensions (in)				
		øD	ød2	øD1	L	L1
C6EM1/4X2.165	●	2.48	0.25	0.984	2.165	0.866
C6EM3/8X2.362	●	2.48	0.375	1.378	2.362	1.496
C6EM1/2X2.362	●	2.48	0.5	1.614	2.362	1.496
C6EM5/8X2.560	●	2.48	0.625	1.752	2.56	1.693
C6EM3/4X2.560	●	2.48	0.75	1.929	2.56	1.693

Cat. No.	Stock	Dimensions (in)				
		øD	ød2	øD1	L	L1
C6EM7/8X3.189	●	2.48	0.088	2.047	3.189	2.48
C6EM1X3.347	●	2.48	1	2.559	3.347	2.48
C6EM11/4X3.500	●	2.48	1.25	2.795	3.5	2.634
C6EM11/2X3.500	●	2.48	1.5	2.992	3.5	2.634

Cat. No.	Stock	Dimensions (mm)				
		øD	ød2	øD1	L	L1
C4EM06X50	○	40	6	25	50	30
C4EM08X50	○	40	8	28	50	30
C4EM10X50	○	40	10	35	50	30
C4EM12X55	○	40	12	42	55	35
C4EM14X55	○	40	14	44	55	35
C4EM16X60	○	40	16	48	60	40
C5EM06X50	○	50	6	25	50	30
C5EM08X50	○	50	8	28	50	30
C5EM10X55	○	50	10	35	55	35
C5EM12X60	○	50	12	42	60	40
C5EM14X60	○	50	14	44	60	40
C5EM16X60	○	50	16	48	60	40
C5EM18X60	○	50	18	50	60	40
C5EM20X60	○	50	20	52	60	40
C5EM25X85	○	50	25	65	85	65
C6EM6X55	○	63	6	25	55	33
C6EM8X55	○	63	8	28	55	33
C6EM10X60	○	63	10	35	60	38
C6EM12X60	○	63	12	42	60	38

Cat. No.	Stock	Dimensions (mm)				
		øD	ød2	øD1	L	L1
C6EM14X60	○	63	14	44	60	38
C6EM16X65	○	63	16	48	65	43
C6EM18X65	○	63	18	50	65	43
C6EM20X65	○	63	20	52	65	43
C6EM25X80	○	63	25	65	80	58
C6EM32X90	○	63	32	72	90	68
C6EM40X100	○	63	40	90	100	78
C8EM06X70	○	80	6	25	70	40
C8EM08X70	○	80	8	28	70	40
C8EM10X70	○	80	10	35	70	40
C8EM12X70	○	80	12	42	70	40
C8EM14X70	○	80	14	44	70	40
C8EM16X70	○	80	16	48	70	40
C8EM18X70	○	80	18	50	70	40
C8EM20X70	○	80	20	52	70	40
C8EM25X90	○	80	25	65	90	60
C8EM32X95	○	80	32	72	95	65
C8EM40X110	○	80	40	90	110	80
C8EM50X120	○	80	50	98	120	90

● : Stocked items
○ : Stocked in Japan

C-EM-E Drill holders (DIN1835 Form E whistle notch)

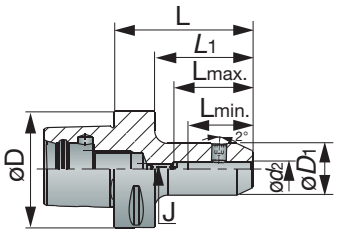

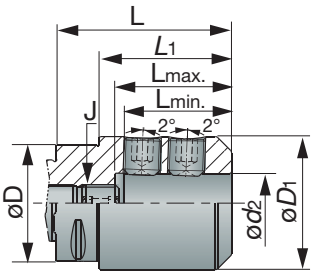

$\varnothing d_2 \geq 25$

Cat. No.	Stock	Dimensions (mm)							
		øD	ød2	øD1	L	L Min.	L Max.	L1	J
C4EM06X70E	○	40	6	25	70	30	35	50	M5
C4EM08X70E	○	40	8	28	70	35	43	50	M6
C4EM10X70E	○	40	10	35	70	39	45	50	M8
C4EM12X75E	○	40	12	42	75	44	49	55	M10
C4EM14X75E	○	40	14	44	75	44	49	55	M10
C5EM06X70E	○	50	6	25	70	30	35	50	M5
C5EM08X70E	○	50	8	28	70	35	43	50	M6
C5EM10X70E	○	50	10	35	70	39	45	50	M8
C5EM12X75E	○	50	12	42	75	44	49	55	M10
C5EM14X75E	○	50	14	44	75	44	49	55	M10
C5EM16X80E	○	50	16	48	80	47	52	60	M12
C5EM18X80E	○	50	18	50	80	47	52	60	M12
C5EM20X85E	○	50	20	52	85	49	55	65	M16
C6EM6X75E	○	63	6	25	75	30	36	53	M5
C6EM8X75E	○	63	8	28	75	35	43	53	M6
C6EM10X75E	○	63	10	35	75	39	46	53	M8
C6EM12X80E	○	63	12	42	80	44	49	58	M10

Cat. No.	Stock	Dimensions (mm)							
		øD	ød2	øD1	L	L Min.	L Max.	L1	J
C6EM14X80E	○	63	14	44	80	44	49	58	M10
C6EM16X85E	○	63	16	48	85	47	52	63	M12
C6EM18X85E	○	63	18	50	85	47	52	63	M12
C6EM20X85E	○	63	20	52	85	49	55	63	M16
C6EM25X90E	○	63	25	65	90	54	60	68	M20
C6EM32X95E	○	63	32	72	95	58	63	73	M20
C8EM06X65E	○	80	6	25	65	30	36	35	M5
C8EM08X65E	○	80	8	28	65	35	43	35	M6
C8EM10X65E	○	80	10	35	65	39	46	35	M8
C8EM12X70E	○	80	12	42	70	44	49	40	M10
C8EM14X70E	○	80	14	44	70	44	49	40	M10
C8EM16X75E	○	80	16	48	75	47	52	45	M12
C8EM18X75E	○	80	18	50	75	47	52	45	M12
C8EM20X80E	○	80	20	52	80	49	57	50	M16
C8EM25X90E	○	80	25	65	90	54	60	60	M20
C8EM32X95E	○	80	32	72	95	58	64	65	M20

● : Stocked items
○ : Stocked in Japan

C-ER ER collet holders (DIN6499)

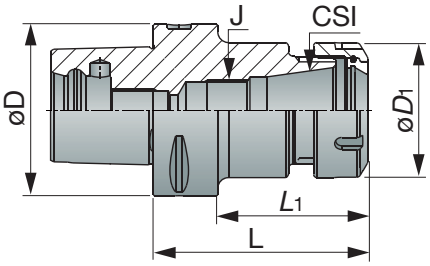

Cat. No.	Stock	Range		Dimensions (in)					
		Min.	Max.	øD	CSI	øD1	L	L1	J
C4ER16X70		0.039	0.394	1.575	ER16	1.102	2.756	1.969	M10
C4ER20X35		0.039	0.512	1.575	ER20	1.339	1.378	1.063	-
C4ER20X52		0.039	0.512	1.575	ER20	1.339	2.047	1.26	-
C4ER25X38		0.039	0.63	1.575	ER25	1.654	1.496	1.181	-
C4ER25X52		0.039	0.63	1.575	ER25	1.654	2.047	1.26	-
C4ER32X54		0.079	0.787	1.575	ER32	1.969	2.126	1.339	-
C5ER16X100	●	0.039	0.394	1.969	ER16	1.102	3.937	3.15	M10
C5ER16X130	●	0.039	0.394	1.969	ER16	1.102	5.118	4.724	M10
C5ER20X055	●	0.039	0.512	1.969	ER20	1.339	2.165	1.378	-
C5ER20X100	●	0.039	0.512	1.969	ER20	1.339	3.937	3.15	M12
C5ER20X130	●	0.039	0.512	1.969	ER20	1.339	5.118	4.724	M12
C5ER25X055	●	0.039	0.63	1.969	ER25	1.654	2.165	1.378	-
C5ER25X100	●	0.039	0.63	1.969	ER25	1.654	3.937	3.15	M16
C5ER32X057	●	0.079	0.787	1.969	ER32	1.969	2.244	1.417	-
C5ER32X100	●	0.079	0.787	1.969	ER32	1.969	3.937	3.15	M22X1.5
C6ER16X100	●	0.039	0.394	2.48	ER16	1.102	3.937	3.071	M10
C6ER16X130	●	0.039	0.394	2.48	ER16	1.102	5.118	4.252	M10

Cat. No.	Stock	Range		Dimensions (in)					
		Min.	Max.	øD	CSI	øD1	L	L1	J
C6ER16X160	●	0.039	0.394	2.48	ER16	1.102	6.299	5.433	M10
C6ER20X060	●	0.039	0.512	2.48	ER20	1.339	2.362	1.496	-
C6ER20X100	●	0.039	0.512	2.48	ER20	1.339	3.937	3.071	M12
C6ER20X130	●	0.039	0.512	2.48	ER20	1.339	5.118	4.252	M12
C6ER20X160	●	0.039	0.512	2.48	ER20	1.339	6.299	5.433	M12
C6ER25X060	●	0.039	0.63	2.48	ER25	1.654	2.362	1.496	-
C6ER25X100	●	0.039	0.63	2.48	ER25	1.654	3.937	3.071	M16
C6ER25X130	●	0.039	0.63	2.48	ER25	1.654	5.118	4.252	M16
C6ER25X160	●	0.039	0.63	2.48	ER25	1.654	6.299	5.433	M16
C6ER32X060	●	0.079	0.787	2.48	ER32	1.969	2.362	1.417	-
C6ER32X100	●	0.079	0.787	2.48	ER32	1.969	3.937	3.071	M22X1.5
C6ER32X130	●	0.079	0.787	2.48	ER32	1.969	5.118	4.252	M22X1.5
C6ER32X160	●	0.079	0.787	2.48	ER32	1.969	6.299	5.433	M22X1.5
C6ER40X065	●	0.118	1.024	2.48	ER40	2.48	2.559	1.457	-
C6ER40X100	●	0.118	1.024	2.48	ER40	2.48	3.937	3.071	M28X1.5
C6ER40X130	●	0.118	1.024	2.48	ER40	2.48	5.118	4.252	M28X1.5

Wrench is not included

ER Collet P. 25
Wrench P. 26

C-ER-M Mini ER collet chuck holders (DIN 6499)

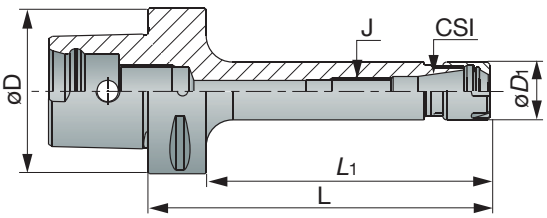

Cat. No.	Stock	Range		Dimensions (in)					
		Min.	Max.	øD	CSI	øD1	L	L1	J
C4ER16X70M	○	0.02	0.394	1.575	ER16	0.866	2.756	1.969	M10
C5ER16X100M	○	0.02	0.394	1.969	ER16	0.866	3.937	3.15	M10
C5ER16X130M	○	0.02	0.394	1.969	ER16	0.866	5.118	4.724	M10
C6ER16X100M	●	0.02	0.394	2.48	ER16	0.866	3.937	3.071	M10
C6ER16X130M	●	0.02	0.394	2.48	ER16	0.866	5.118	4.252	M10
C6ER16X160M	●	0.02	0.394	2.48	ER16	0.866	6.299	5.433	M10

Wrench is not included

ER Collet P. 25
Wrench Preset Screw P. 26

● : Stocked items
○ : Stocked in Japan

C-SEM Shell mill holders with coolant hole

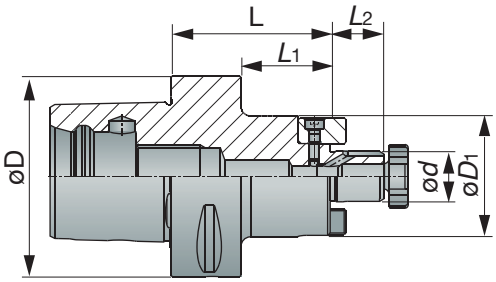

Cat. No.	Stock	Dimensions (in)					
		øD	ød	øD1	L	L2	L1
C6SEM3/4X1.377C	●	2.48	0.75	1.772	1.377	0.669	0.512
C6SEM3/4X3.937C	●	2.48	0.75	1.772	3.937	0.669	3.071
C6SEM1X1.457C	●	2.48	1	2.165	1.457	0.669	0.59

Wrench is not included

Cat. No.	Stock	Dimensions (in)					
		øD	ød	øD1	L	L2	L1
C6SEM1X3.937C	●	2.48	1	2.165	3.937	0.669	3.071
C6SEM11/4X2.362C	●	2.48	1.25	2.519	2.362	0.669	1.496
C6SEM11/2X2.362C	●	2.48	1.5	3.07	2.362	0.937	1.496

Cat. No.	Stock	Dimensions (mm)					
		øD	ød	øD1	L	L2	L1
C4SEM16X32C	○	40	16	38	32	17	12
C4SEM16X55C	○	40	16	38	55	17	35
C4SEM22X40C	○	40	22	47	40	19	20
C4SEM22X55C	○	40	22	47	55	19	35
C5SEM16X35C	○	50	16	38	35	17	15
C5SEM16X70C	○	50	16	38	70	17	50
C5SEM22X35C	○	50	22	47	35	19	15
C5SEM22X70C	○	50	22	47	70	19	50
C5SEM27X40C	○	50	27	58	40	21	20
C5SEM32X40C	○	50	32	63	40	24	20
C6SEM16X50C	○	63	16	38	50	17	28
C6SEM16X100C	○	63	16	38	100	17	78
C6SEM22X50C	○	63	22	47	50	19	28
C6SEM22X100C	○	63	22	47	100	19	78
C6SEM27X60C	○	63	27	58	60	21	38

Wrench is not included

Cat. No.	Stock	Dimensions (mm)					
		øD	ød	øD1	L	L2	L1
C6SEM27X100C	○	63	27	58	100	21	78
C6SEM32X60C	○	63	32	66	60	24	38
C6SEM40X60C	○	63	40	82	60	27	38
C8SEM16X50C	○	80	16	38	50	17	20
C8SEM16X100C	○	80	16	38	100	17	70
C8SEM22X50C	○	80	22	47	50	20	19
C8SEM22X100C	○	80	22	47	100	19	70
C8SEM27X50C	○	80	27	58	50	21	20
C8SEM27X100C	○	80	27	58	100	21	70
C8SEM32X50C	○	80	32	66	50	24	20
C8SEM32X100C	○	80	32	66	100	24	70
C8SEM40X60C	○	80	40	82	60	27	30

Wrench P. 26

● : Stocked items
○ : Stocked in Japan

C-MAXIN Power chuck holders

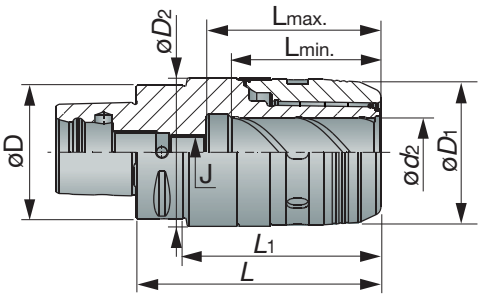

Cat. No.	Stock	Dimensions (in)										
		øD	Range		ød2	øD1	øD2	L	L1	L		J
			Min.	Max.						Min.	Max.	
C6MAXIN3/4X3.74	●	2.48	0.25	0.75	0.75	2	2.087	3.78	2.913	2.15	2.64	M16
C6MAXIN11/4X4.448	●	2.48	0.25	1.25	1.25	2.717	2.756	4.528	3.622	2.76	3.23	M16

Wrench is not included

Cat. No.	Stock	Dimensions (mm)										
		øD	Range		ød2	øD1	øD2	L	L1	L		J
			Min.	Max.						Min.	Max.	
C5MAXIN20X100	●	50	6	20	20	51	53	100	75	55	67	M16
C6MAXIN20X95	●	63	6	20	20	51	53	95	73	55	67	M16
C6MAXIN32X115	●	63	6	32	32	69	70	115	93	70	82	M16
C8MAXIN20X95	○	80	6	20	20	51	53	95	65	55	67	M16
C8MAXIN32X115	○	80	6	32	32	69	70	115	85	70	82	M16

Wrench is not included

Wrench Preset Screw P. 26

ADJ C-ER Center alignment collet chuck holders

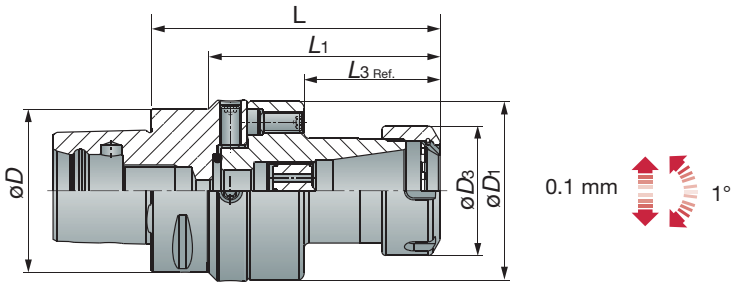

Cat. No.	Stock	Dimensions (in)								
		øD	CSI	Range		øD1	øD3	L	L1	L3
				Min.	Max.					
ADJC5ER32	●	1.969	ER32	0.079	0.787	2.756	1.969	4.528	3.74	2.067
ADJC6ER32	●	2.48	ER32	0.079	0.787	2.756	1.969	4.39	3.524	2.067

● : Stocked items
○ : Stocked in Japan

C-SRKIN Thermal shrinking holders

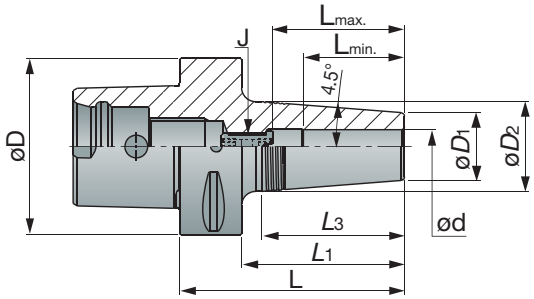

Cat. No.	Stock	Dimensions (in)									
		øD	ød	øD1	øD2	L	L1	L3	L		J
									Min.	Max.	
C6SRKIN1/4X3.150	●	2.48	0.25	0.827	1.063	3.15	2.363	1.5	0.98	1.42	M5
C6SRKIN5/16X3.150	●	2.48	0.312	0.827	1.063	3.15	2.363	1.5	0.98	1.42	M6
C6SRKIN3/8X3.150	●	2.48	0.375	0.945	1.26	3.15	2.363	2	1.22	1.65	M8
C6SRKIN1/2X3.150	●	2.48	0.5	0.945	1.26	3.15	2.363	2	1.42	1.85	M10
C6SRKIN5/8X3.35	●	2.48	0.625	1.063	1.339	3.35	2.563	1.75	1.54	1.97	M12
C6SRKIN3/4X3.35	●	2.48	0.75	1.299	1.654	3.35	2.563	2.25	1.61	2.05	M16
C6SRKIN1X3.55	●	2.48	1	1.732	2.087	3.55	2.763	2.25	1.85	2.28	M16
C6SRKIN11/4X3.75	●	2.48	1.25	1.732	2.087	3.75	2.963	2.25	1.85	2.28	M16

Cat. No.	Stock	Dimensions (mm)									
		øD	ød	øD1	øD2	L	L1	L3	L		J
									Min.	Max.	
C4SRKIN6X75	○	40	6	21	27	75	55	38.1	25	36	M5
C4SRKIN8X75	○	40	8	21	27	75	55	38.1	25	36	M6
C4SRKIN10X75	○	40	10	24	32	75	55	50.8	31	42	M8
C4SRKIN12X75	○	40	12	24	32	75	55	50.8	36	47	M10
C4SRKIN14X80	○	40	14	27	34	80	60	44.5	36	47	M10
C4SRKIN16X80	○	40	16	27	34	80	60	44.5	39	50	M12
C4SRKIN18X80	○	40	18	33	42	80	60	57.2	39	50	M12
C4SRKIN20X85	○	40	20	33	42	85	65	57.2	41	52	M16
C5SRKIN6X75	○	50	6	21	27	75	55	38.1	25	36	M5
C5SRKIN8X75	○	50	8	21	27	75	55	38.1	25	36	M6
C5SRKIN10X75	○	50	10	24	32	75	55	51.3	31	42	M8
C5SRKIN12X75	○	50	12	24	32	75	55	51.3	36	47	M10
C5SRKIN14X80	○	50	14	27	34	80	60	44.5	36	47	M10
C5SRKIN16X80	○	50	16	27	34	80	60	44.5	39	50	M12
C5SRKIN18X80	○	50	18	33	42	80	60	57.2	39	50	M12
C5SRKIN20X85	○	50	20	33	42	85	65	57.2	41	52	M16
C5SRKIN25X90	○	50	25	44	53	90	70	57.2	47	58	M16
C6SRKIN6X80	○	63	6	21	27	80	58	38.1	25	36	M5
C6SRKIN8X80	○	63	8	21	27	80	58	38.1	25	36	M6
C6SRKIN10X80	○	63	10	24	32	80	58	50.8	31	42	M8
C6SRKIN12X80	○	63	12	24	32	80	58	50.8	36	47	M10
C6SRKIN14X85	○	63	14	27	34	85	63	44.5	36	47	M10
C6SRKIN16X85	○	63	16	27	34	85	63	44.5	39	50	M12
C6SRKIN18X85	○	63	18	33	42	85	63	57.2	39	50	M12
C6SRKIN20X85	○	63	20	33	42	85	63	57.2	41	52	M16
C6SRKIN25X90	○	63	25	44	53	90	68	57.2	47	58	M16
C6SRKIN32X95	○	63	32	44	53	95	73	57.2	47	58	M16

● : Stocked items
○ : Stocked in Japan

C-ODP Indexable modular adapters with threaded connection

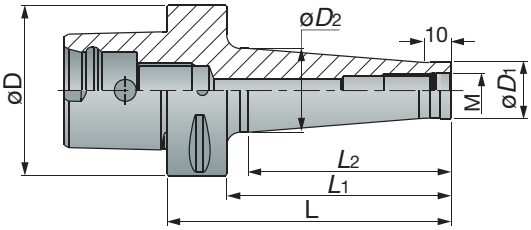

Cat. No.	Stock	Dimensions (in)						
		M	øD	øD1	øD2	L	L1	L2
C4ODP10X53	○	M10	1.575	0.709	0.906	2.087	1.299	0.906
C4ODP12X53	○	M12	1.575	0.827	1.024	2.087	1.299	0.906
C4ODP16X53	○	M16	1.575	1.142	1.339	2.087	1.299	0.906
C5ODP10X53	○	M10	1.969	0.709	0.768	2.087	1.299	0.984
C5ODP10X103	○	M10	1.969	0.709	1.102	4.055	3.268	2.953
C5ODP12X53	○	M12	1.969	0.827	0.925	2.087	1.299	0.984
C5ODP12X103	○	M12	1.969	0.827	1.22	4.055	3.268	2.953
C5ODP16X53	○	M16	1.969	1.142	1.339	2.087	1.299	0.984
C5ODP16X103	○	M16	1.969	1.142	1.417	4.055	3.268	2.953

Cat. No.	Stock	Dimensions (in)						
		M	øD	øD1	øD2	L	L1	L2
C6ODP10X55	○	M10	2.48	0.709	0.768	2.165	1.299	0.984
C6ODP10X105	○	M10	2.48	0.709	1.102	4.134	3.268	2.953
C6ODP10X130	○	M10	2.48	0.709	1.26	5.118	4.252	3.937
C6ODP12X55	○	M12	2.48	0.827	0.925	2.165	1.299	0.984
C6ODP12X105	○	M12	2.48	0.827	1.22	4.134	3.268	2.953
C6ODP12X130	○	M12	2.48	0.827	1.417	5.118	4.252	3.937
C6ODP16X55	○	M16	2.48	1.142	1.339	2.165	1.299	0.984
C6ODP16X105	○	M16	2.48	1.142	1.339	4.134	3.268	2.953
C6ODP16X130	○	M16	2.48	1.142	1.614	5.118	4.252	3.937

C-SCA Slot milling holders

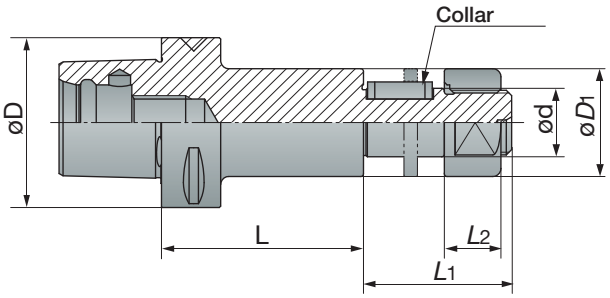

New

Cat. No.	Stock	Dimensions (mm)					
		øD	ød	L	øD1	L1	L2
C6SCA25.4-075	●	63	25.4	75	40	55	21
C6SCA31.75-075	●	63	31.75	75	46	60	26
C8SCA25.4-090	○	80	25.4	90	40	55	21
C8SCA31.75-090	○	80	31.75	90	46	60	26

● : Stocked items
○ : Stocked in Japan

SCA Collar for slot milling holder (Option)

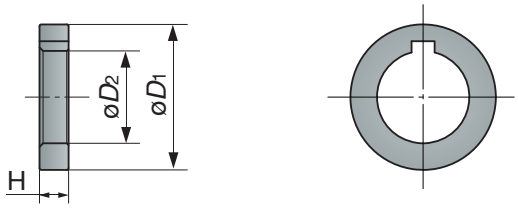

Cat. No.	Stock	Dimensions (mm)		
		øD1	øD2	H
SCA25.4-02	●	40	25.4	3, 5, 7, 8, 10, 12, 14
SCA31.75-02	●	46	31.75	3, 5, 7, 8, 10, 12, 14

BT-FC Adapters BT shank with dual contact

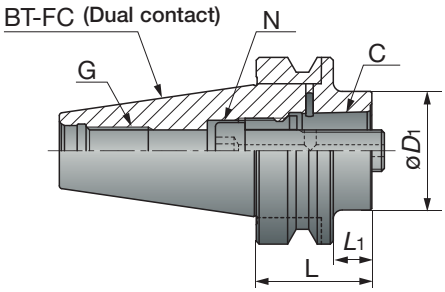

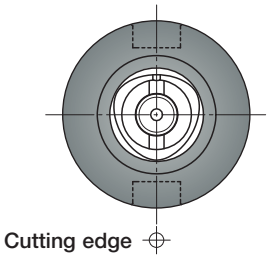

New

Cat. No.	Stock	Dimensions (mm)					N* (N·m)
		C	øD1	L	L1	G	
BT40FC-C4-040	○	C4	40	40	13	M16	55
BT40FC-C5-050	●	C5	50	50	23	M16	95
BT40FC-C6-075	●	C6	63	75	48	M16	170
BT50FC-C4-040	○	C4	40	40	2	M24	55
BT50FC-C4-070	○	C4	40	70	32	M24	55
BT50FC-C5-040	○	C5	50	40	2	M24	95

Cat. No.	Stock	Dimensions (mm)					N* (N·m)
		C	øD1	L	L1	G	
BT50FC-C5-080	○	C5	50	80	42	M24	95
BT50FC-C6-050	○	C6	63	50	12	M24	170
BT50FC-C6-100	○	C6	63	100	62	M24	170
BT50FC-C8-070	○	C8	80	70	32	M24	170
BT50FC-C8-120	○	C8	80	120	82	M24	170

* Recommend clamping torque

● : Stocked items
○ : Stocked in Japan

BT-FC-T Adapters BT shank with dual contact (For turning on multi task machine)

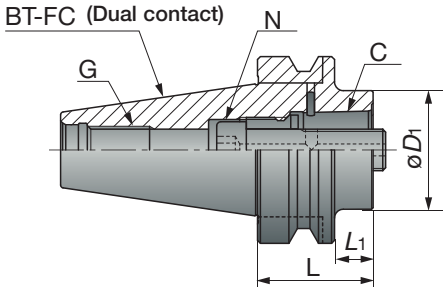

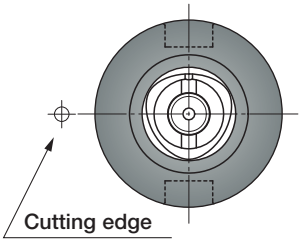

New

Cat. No.	Stock	Dimensions (mm)					N* (N·m)
		C	øD1	L	L1	G	
BT40FC-C4-040T	○	C4	40	40	13	M16	55
BT40FC-C5-050T	●	C5	50	50	23	M16	95
BT50FC-C6-050T	●	C6	63	50	12	M24	170
BT50FC-C8-070T	○	C8	80	70	32	M24	170

* Recommend clamping torque

HSK-A-C/-T Adapters HSK shank

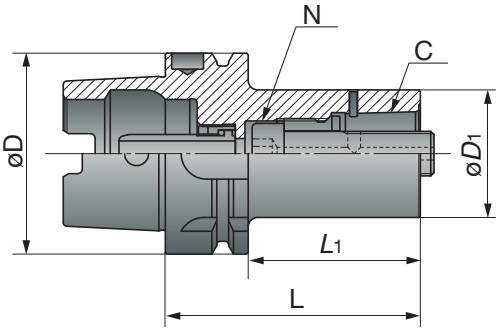

New

for HSK-T shank

Cat. No.	Stock	Dimensions (mm)					N* (N·m)
		C	øD	øD1	L	L1	
HSK63A-C4-080T	○	C4	63	40	80	54	55
HSK63A-C5-090T	●	C5	63	50	90	64	95
HSK63A-C6-110T	●	C6	63	63	110	74	170

for HSK-A shank

Cat. No.	Stock	Dimensions (mm)					N* (N·m)
		C	øD	øD1	L	L1	
HSK100A-C6-110	●	C6	100	63	110	81	170
HSK100A-C8-120	○	C8	100	80	120	91	170

* Recommend clamping torque

● : Stocked items
○ : Stocked in Japan

C-EX Extension adapters

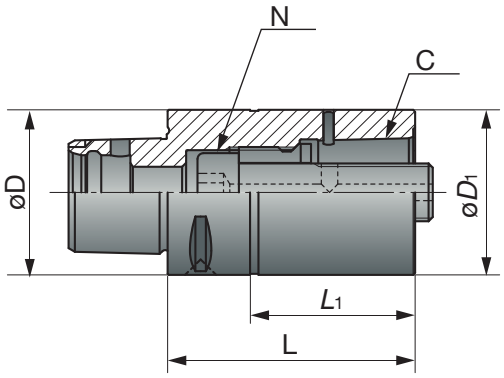

New

Cat. No.	Stock	Dimensions (mm)					N* (N·m)
		C	øD	øD1	L	L1	
C4EX-060	○	C4	40	40	60	80	65
C4EX-080	○	C4	40	40	80	60	65
C5EX-080	●	C5	50	50	80	60	95
C5EX-100	●	C5	50	50	100	80	95
C6EX-100	●	C6	63	63	100	78	170
C6EX-140	●	C6	63	63	140	118	170
C8EX-100	○	C8	80	80	100	70	170
C8EX-160	○	C8	80	80	160	130	170

* Recommend clamping torque

C-RE Reduction adapters

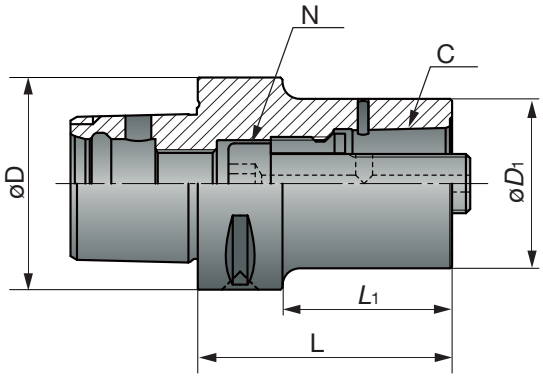

New

Cat. No.	Stock	Dimensions (mm)					N* (N·m)
		C	øD	øD1	L	L1	
C5-C4RE-060	●	C4	50	40	60	40	55
C5-C4RE-080	●	C4	50	40	80	60	55
C6-C4RE-080	●	C4	63	40	80	58	55
C6-C5RE-080	●	C5	63	50	80	58	95
C6-C5RE-120	●	C5	63	50	120	98	95
C8-C4RE-070	○	C4	80	40	70	40	55
C8-C5RE-080	○	C5	80	50	80	50	95
C8-C6RE-080	●	C6	80	63	80	50	170
C8-C6RE-120	●	C6	80	63	120	90	170

* Recommend clamping torque

● : Stocked items
○ : Stocked in Japan

ER Collet

ER11	SPR	0.5 - 1	AA

❶ Collet size	
ER11	11
ER16	16
ER20	20
ER25	25
ER32	32
ER40	40

❷ Collet type	
SPR	Standard type
SEAL	Sealed type

❸ Range (mm)	
0.5-1	0.5-1
1-2	1-2
⋮	⋮

❹ Additional feature	
AA	Ultra precision
JET2	External coolant

ER□□SPR□-□

Range (mm)	Class standard					
	ER11	ER16	ER20	ER25	ER32	ER40
0.5-1	●	●				
1-2	●	●	●	●		
2-3	●	●	●	●	●	
3-4	●	●	●	●	●	●
4-5	●	●	●	●	●	●
5-6	●	●	●	●	●	●
6-7	●	●	●	●	●	●
7-8		●	●	●	●	●
8-9		●	●	●	●	●
9-10		●	●	●	●	●
10-11			●	●	●	●
11-12			●	●	●	●
12-13			●	●	●	●
13-14				●	●	●
14-15				●	●	●
15-16				●	●	●
16-17					●	●
17-18					●	●
18-19					●	●
19-20					●	●
20-21						●
21-22						●
22-23						●
23-24						●
24-25						●
25-26						●

ER□□SEAL□-□

Range (mm)	Seal for internal oil hole				
	ER16	ER20	ER25	ER32	ER40
0.5-1					
1-2					
2-3					
3-4	●	●	●	●	●
4-5	●	●	●	●	●
5-6	●	●	●	●	●
6-7	●	●	●	●	●
7-8	●	●	●	●	●
8-9	●	●	●	●	●
9-10	●	●	●	●	●
10-11		●	●	●	●
11-12		●	●	●	●
12-13		●	●	●	●
13-14			●	●	●
14-15			●	●	●
15-16			●	●	●
16-17				●	●
17-18				●	●
18-19				●	●
19-20				●	●
20-21					●
21-22					●
22-23					●
23-24					●
24-25					●
25-26					●

: Not available
● : Stocked items
○ : Stocked in Japan

Wrench for ER Collet Chuck

WRENCH-ER / ER DIN 6499

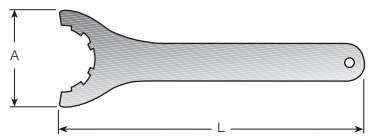

Wrench ER 25, 32, 40, 50

Wrench ER 11, 16, 20, 25 Mini

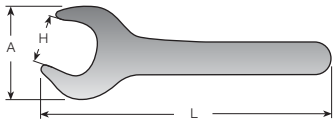

Wrench ER 11,16, 20, TungShort

Cat. No.	Stock	Dimensions (mm)		
		A	H	L
WRENCHER11MINI	●	16.8	-	95
WRENCHER11	●	32	17	95
WRENCHER16MINI	●	22.5	-	117
WRENCHER16	●	42.8	25	143
WRENCHER20MINI	●	28	-	128
WRENCHER20	●	53.5	30	172
WRENCHER25MINI	●	29	-	120
WRENCHER25	●	70	-	207
WRENCHER32	●	78	-	255
WRENCHER40	●	95	-	285
WRENCHER20SHORTRING22	●	48	22	260
WRENCHER32SHORT	●	75	36	303
WRENCHER40SHORT	●	94	46	378

Preset screws for ER Collet Chuck

PRESET ER-JET

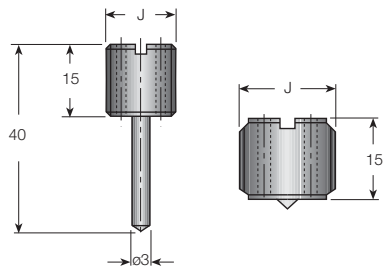

Cat. No.	Stock	J	Fig.
PRESETER-JET8X1	○	M8X1.0	2
PRESETER-JET8X1.25	○	M8X1.25	2
PRESETER-JET10X1.5	○	M10X1.5	2
PRESETER-JET12X1	○	M12X1.0	2
PRESETER-JET12X1.75L	○	M12X1.75	1
PRESETER-JET12X1.75	○	M12X1.75	2
PRESETER-JET14X1	○	M14X1.0	2
PRESETER-JET16X2	○	M16X2	2
PRESETER-JET16X2L	○	M16X2	1
PRESETER-JET18X1	○	M18X1.0	2
PRESETER-JET18X1.5	○	M18X1.5	2
PRESETER-JET18X1.5L	○	M18X1.5	1
PRESETER-JET22X1.5	○	M22X1.5	2
PRESETER-JET22X1.5L	○	M22X1.5	1
PRESETER-JET28X1.5	○	M28X1.5	2

Wrench for Shell Mill Holder

WRENCH SEMC / DIN 6368 (Option)

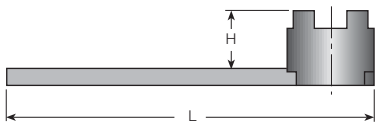

Cat. No.	Stock	Dimensions (mm)			
		Inner diameter of cutter body ø	Screw size	H	L
WRENCHM8SEMC16	○	16	M8	20	180
WRENCHM10SEMC22	○	22	M10	25	200
WRENCHM12SEMC27	○	27	M12	32	225
WRENCHM16SEMC32	○	32	M16	36	250
WRENCHM20SEMC40	○	40	M20	40	280
WRENCHM24SEMC50	○	50	M24	50	315

● : Stocked items
○ : Stocked in Japan

TUNGMAX Collet for Power Chuck

A SC-SEAL

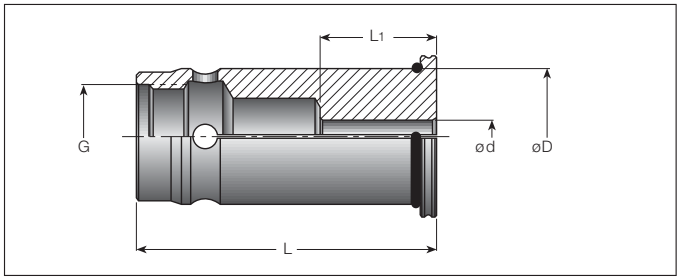

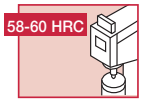

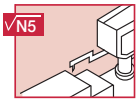

B SC-SPR

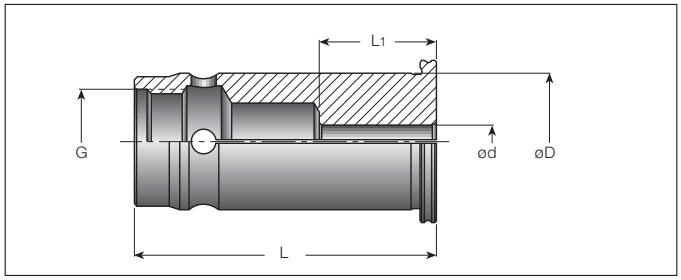

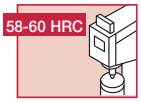

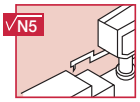

A SC-SEAL SC Sealed Straight Collet - Metric

Cat. No.	Stock	Dimensions (mm)				
		ød	øD	L	L_1	G
SC20SEAL6	○	6	20	60	28	M16
SC20SEAL8	○	8	20	60	28	M16
SC20SEAL10	○	10	20	60	35	M16
SC20SEAL12	○	12	20	60	40	M16
SC20SEAL14	○	14	20	60	40	M16
SC20SEAL15	○	15	20	60	40	M16
SC20SEAL16	○	16	20	60	39	M16
SC32SEAL6	○	6	32	72	28	M24x1.5
SC32SEAL8	○	8	32	72	28	M24x1.5
SC32SEAL10	○	10	32	72	35	M24x1.5
SC32SEAL12	○	12	32	72	40	M24x1.5
SC32SEAL14	○	14	32	72	40	M24x1.5
SC32SEAL15	○	15	32	72	40	M24x1.5
SC32SEAL16	○	16	32	72	44	M24x1.5
SC32SEAL18	○	18	32	72	44	M24x1.5
SC32SEAL19	○	19	32	72	44	M24x1.5
SC32SEAL20	○	20	32	72	46	M24x1.5
SC32SEAL24	○	24	32	72	46	M24x1.5
SC32SEAL25	○	25	32	72	51	M24x1.5

B SC-SPR SC Straight Collet - Metric

Cat. No.	Stock	Dimensions (mm)				
		ød	øD	L	L_1	G
SC20SPR6	○	6	20	60	28	M16
SC20SPR8	○	8	20	60	28	M16
SC20SPR10	○	10	20	60	35	M16
SC20SPR12	○	12	20	60	40	M16
SC20SPR14	○	14	20	60	40	M16
SC20SPR15	○	15	20	60	40	M16
SC20SPR16	○	16	20	60	39	M16
SC32SPR6	○	6	32	72	28	M24x1.5
SC32SPR8	○	8	32	72	28	M24x1.5
SC32SPR10	○	10	32	72	35	M24x1.5
SC32SPR12	○	12	32	72	40	M24x1.5
SC32SPR14	○	14	32	72	40	M24x1.5
SC32SPR15	○	15	32	72	40	M24x1.5
SC32SPR16	○	16	32	72	44	M24x1.5
SC32SPR18	○	18	32	72	44	M24x1.5
SC32SPR19	○	19	32	72	44	M24x1.5
SC32SPR20	○	20	32	72	46	M24x1.5
SC32SPR24	○	84	32	72	45	M24x1.5
SC32SPR25	○	25	32	72	51	M24x1.5

● : Stocked items
○ : Stocked in Japan

TUNGMAX Collet for Power Chuck

A SC-SPR

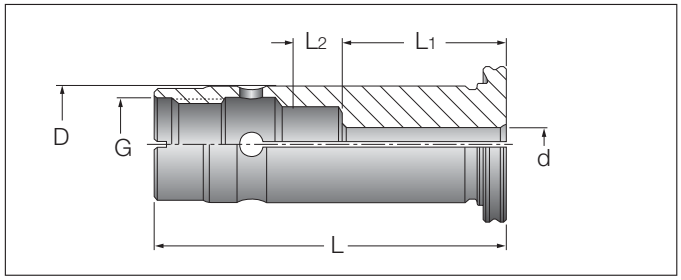

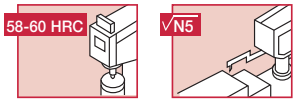

B SC-SEAL

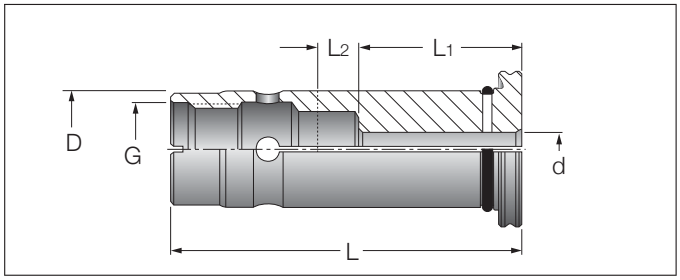

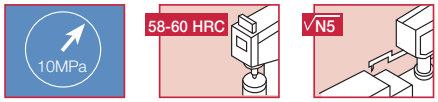

A SC-SPR SC Straight Collet - Inch

Cat. No.	Stock	Dimensions (in)					
		ød	øD	L	L_1	L_2	G
SC3/4SPR1/4	●	0.25	0.75	2.362	1.102	0.276	M16
SC3/4SPR5/16	●	0.313	0.75	2.362	1.102	0.276	M16
SC3/4SPR3/8	●	0.375	0.75	2.362	1.378	0.512	M16
SC3/4SPR7/16	●	0.438	0.75	2.362	1.102	0.315	M16
SC3/4SPR1/2	●	0.5	0.75	2.362	1.102	0.276	M16
SC3/4SPR5/8	●	0.625	0.75	2.362	1.543	0.354	M16
SC1-1/4SPR1/4	●	0.25	1.25	2.835	1.102	0.689	M24x1.5
SC1-1/4SPR5/16	●	0.313	1.25	2.835	1.102	0.689	M24x1.5
SC1-1/4SPR3/8	●	0.375	1.25	2.835	1.378	0.413	M24x1.5
SC1-1/4SPR1/2	●	0.5	1.25	2.835	1.575	0.217	M24x1.5
SC1-1/4SPR5/8	●	0.625	1.25	2.835	1.732	0.709	M24x1.5
SC1-1/4SPR3/4	●	0.75	1.25	2.835	1.811	0.63	M24x1.5
SC1-1/4SPR7/8	●	0.875	1.25	2.835	1.969	0.453	M24X1.5
SC1-1/4SPR1	●	1	1.25	2.835	2.008	0.409	M24x1.5

B SC-SEAL SC Sealed Straight Collet - Inch

Cat. No.	Stock	Dimensions (in)					
		ød	øD	L	L_1	L_2	G
SC3/4SEAL1/4	●	0.25	0.75	2.362	1.102	0.276	M16
SC3/4SEAL5/16	●	0.313	0.75	2.362	1.102	0.276	M16
SC3/4SEAL3/8	●	0.375	0.75	2.362	1.378	0.512	M16
SC3/4SEAL7/16	●	0.438	0.75	2.362	1.575	0.315	M16
SC3/4SEAL1/2	●	0.5	0.75	2.362	1.575	0.315	M16
SC3/4SEAL5/8	●	0.625	0.75	2.362	1.543	0.354	M16
SC1-1/4SEAL1/4	●	0.25	1.25	2.835	1.102	0.689	M24x1.5
SC1-1/4SEAL5/16	●	0.313	1.25	2.835	1.102	0.689	M24x1.5
SC1-1/4SEAL3/8	●	0.375	1.25	2.835	1.378	0.413	M24x1.5
SC1-1/4SEAL1/2	●	0.5	1.25	2.835	1.575	0.217	M24x1.5
SC1-1/4SEAL5/8	●	0.625	1.25	2.835	1.732	0.709	M24x1.5
SC1-1/4SEAL3/4	●	0.75	1.25	2.835	1.811	0.63	M24x1.5
SC1-1/4SEAL7/8	●	0.875	1.25	2.835	1.969	0.453	M24x1.5
SC1-1/4SEAL1	●	1	1.25	2.835	2.008	0.453	M24x1.5

● : Stocked items
○ : Stocked in Japan

TUNGMAX Preset screw for Power Chuck

SC-SPR

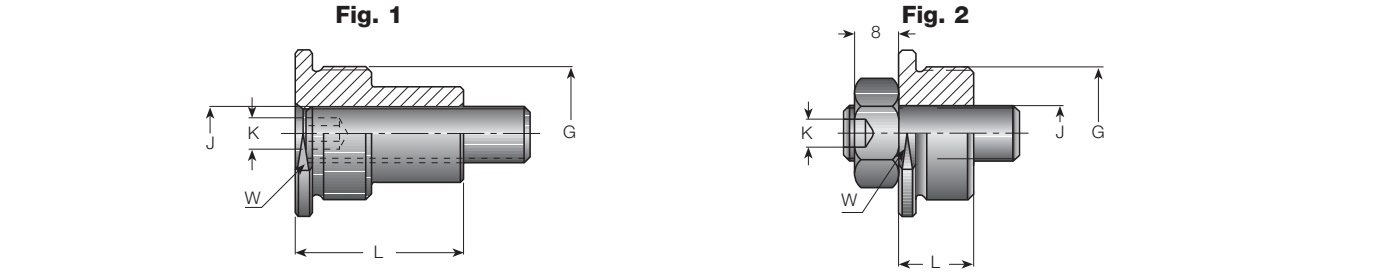

PRESET SC CAP Preset screw for SC Collets (Power Chuck)

Cat. No.	Stock	Dimensions (mm)				Fig.	Collet Range	Wrench K	Collet size
		L	W	J	G				
PRESETSCCAP8x1.25L	○	28	16	M8x25	M16	1	6-8	4	SC20
PRESETSCCAP8x1.25	○	15	16	M8x25	M16	2	10-16	4	
PRESETSCCAP10x1.5L	○	30.0	27	M10x30	M24x1.5	1	6-14	5	SC20
PRESETSCCAP10x1.5	○	13.5	27	M10x30	M24x1.5	2	16-25	5	

TUNGMAX Wrench

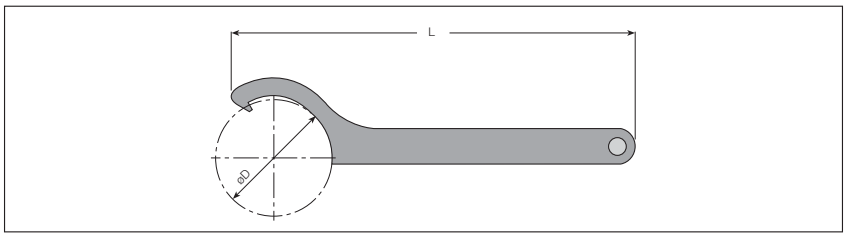

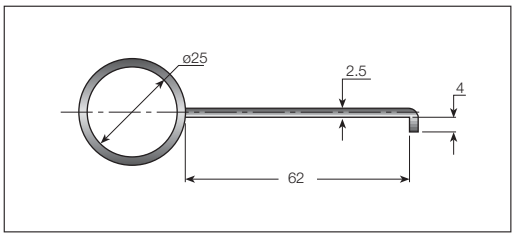

Wrench for TungMax Collets

Cat. No.	Stock	Dimensions (mm)	
		øD	L
WRENCHMAXIN20HOOK	●	26	205
WRENCHMAXIN32HOOK	●	68	240

SC Collet extracting hook for TungMax

Cat. No.	Stock
EXTRACTORSCCOLLETS	●

TUNGMAX Preset screws

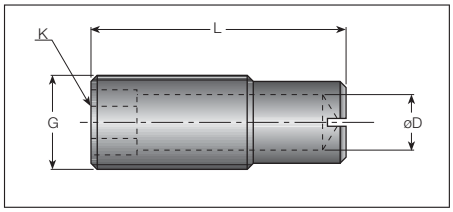

Cat. No.	Stock	Dimensions (mm)			
		G	L	øD	K
PRESETMAXIN16X30	○	M16	30	8	8
PRESETMAXIN16X44	○	M16	44	8	8
PRESETMAXIN20X55	○	M20	55	12	12

Clamp fixture

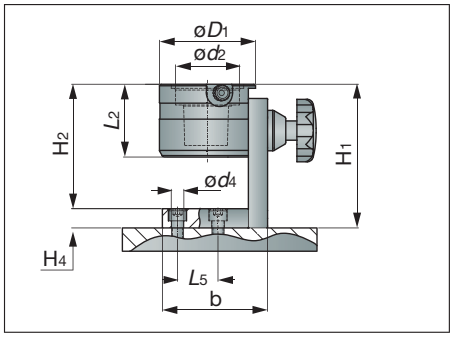

Cat. No.	Stock	Dimensions (mm)								
		$ød_2$	$øD_1$	L_2	H_1	H_2	H_4	b	L_5	$ød_4$
MULTICLAMPC4	○	40.4	78	67	137.05	118.05	19	104	40	12.5
MULTICLAMPC5	●	50	85	72	142	123	19	104	40	12.5
MULTICLAMPC6	●	63	95	72	142	123	19	104	40	12.5
MULTICLAMPC8	●	80	130	90	178	159	19	144	85	12.5
TOOLCLAMP40ROTARY	●	-	82	56	128	109	19	104	40	12.5
MULTICLAMPC63A/C	●	63	95	72	142	123	19	104	40	12.5

● : Stocked items
○ : Stocked in Japan

Tungaloy-NTK America Inc.

United States

3726 N Ventura Drive, Arlington Heights, IL 60004, U.S.A.
Inside Sales: +1-888-554-8394
Technical Support: +1-888-554-8391
Fax: +1-888-554-8392
www.tungaloy.com/us

Canada

432 Elgin St. Unit 3, Brantford, Ontario N3S 7P7, Canada
Phone: +1-519-758-5779 Fax: +1-519-758-5791
www.tungaloy.com/ca

Mexico

C Los Arellano 113, Parque Industrial Siglo XXI
Aguascalientes, AGS, Mexico 20290
Phone:+52-449-929-5410 Fax:+52-449-929-5411
www.tungaloy.com/mx

Scan for instant web access

Member IMC Group Tungaloy

tungaloy.com/us

follow us at:
facebook.com/tungaloyamerica
instagram.com/tungaloyamerica
linkedin.com/company/tungaloy-america

To see Tungaloy products in action visit:

YouTube

www.youtube.com/tungaloycorporation

Distributed by:

Explore the Tungaloy world!

Tungaloy APP & SNS

FIND US ON THE CLOUD!
machiningcloud.com

AS9100 Certified
78006
2015.11.04

ISO 14001 Certified
EC97J1123
1997.11.26

Produced from Recycled paper Jan. 2024 (TJ)